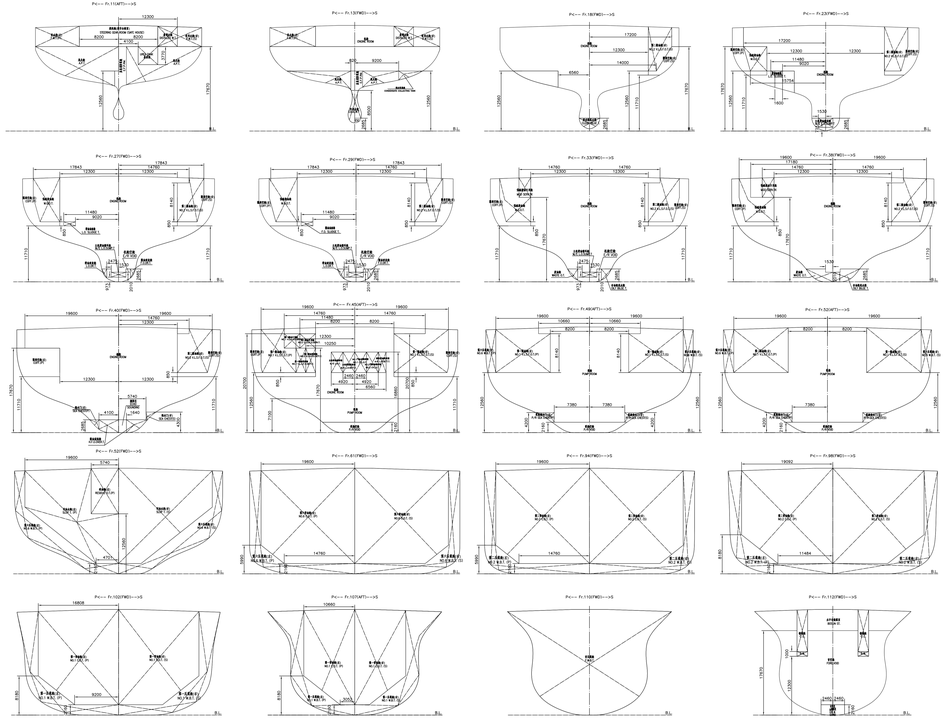

Profile View
侧视图

注:第四货油舱(左/右)应用作应急压载水舱。
NOTE: the No.4 Cargo Oil Tank (P/S) are to be used as ballast tanks for heavy weather emergency condition.

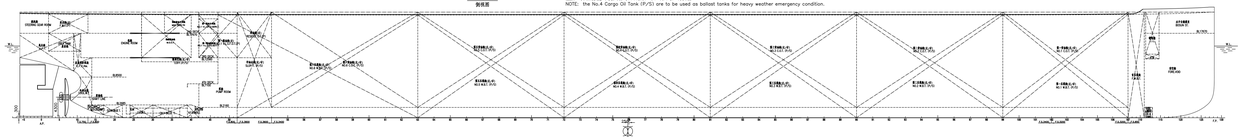

UPPER DECK
上甲板(BL22100mm)

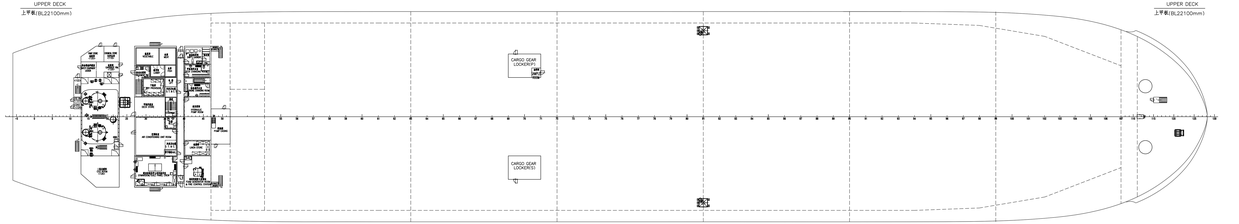

2ND DECK/STEERING PLATFORM
第二主甲板/舵机操作台(BL17670mm)

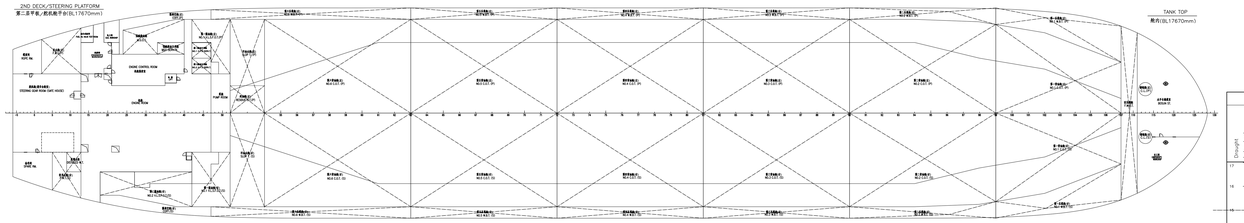

TANK TOP
舱内(BL17670mm)

NAME	NUMBER	CAPACITY
BALLAST PUMP	2	2000/1100m3/h x 30/19m
CARGO OIL PUMP	3	3000m3/h x 130m

DOUBLE BOTTOM
底部底(BL2685mm/2160mm)

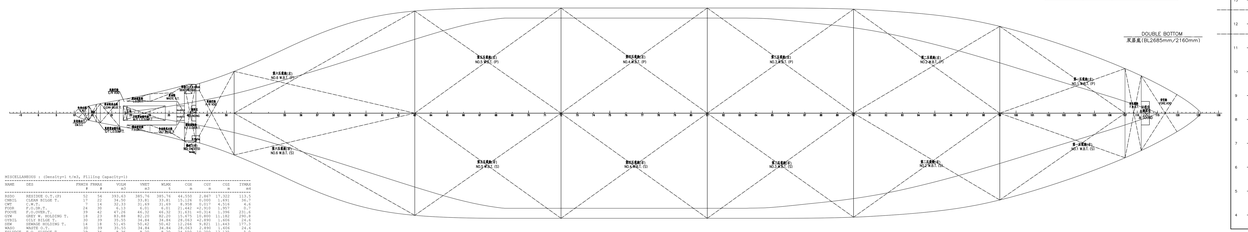

PRINCIPAL PARTICULARS

总 长 LENGTH O.A.	abt.249.900 m
垂线间长 LENGTH B.P.	245.400 m
型 宽 BREADTH MLD.	44.00 m
型深 DEPTH MOULDED	21.50 m
结构吃水 DRAFT MOULDED	13.50 m
夏季吃水 SUMMER DRAFT	15.00 m
满载排水量 DISPLACEMENT (SUMMER)	abt. 98,500/115,500 t
上层甲板 UPPER DECK	UPPER DECK
上甲板舷弧 UPPER DECK	0.80 m
吃水差 Draft	28 P
船级 CLASSIFICATION	BV
	L (SHELL, SWBCH, Oil tanker, ESP, CPS(NBT), ESP, Unrestricted navigation, AUT-UMS,
	hc(CTOW-mo),CAL,WCN-(SHAFT, BWT, CPS)(OT), GREEN PASSPORT, IYS(Mariner(ISO)),
	AMA(TRUE,PMS), VCS, GL SWM, Tier III, ERC(-L), LI-NC-S3, ETA, EGA,
CLEANSHIP SUPERSHIP, CWT(-Sperm,DWT)	
主 机 MAIN ENGINE	WIN GMM 5S50ME-C9.5+HPSCR (Tier III) 1 SET
海上最大连续功率 / 转速 MCR	11,250kW X 90r/min
常用功率 / 转速 NCR	9,450kW X 76.6r/min
螺旋桨 SCREW (CLE with TUBE & Seamed DUCT)	4 Blades
航速 SPEED	21000 n miles
螺旋桨型式及桨叶数 CHARTS OF PROPELLER AND NUMBER OF BLADES	8.10m, 4 blades
总吨 GROSS TONNAGE	84314
净吨 NET TONNAGE	34798

FREEBOARD MARK AND DEADWEIGHT SCALE

MARK	Description	Freeboard (mm)	Draft Moulded (m)	Displacement (t)	Deadweight (t)
S	Summer	6521	15.000	134538.8	114377.3
F	Summer Tropical	6191	15.530	134538.8	114077.3
T	Tropical	6209	15.313	137135.0	117573.5
TF	Tropical fresh water	5878	15.845	137135.0	117273.5
W	Winter	6834	14.687	131349.1	111187.6

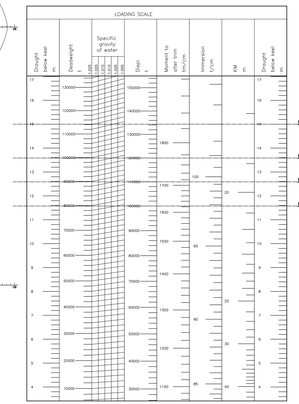

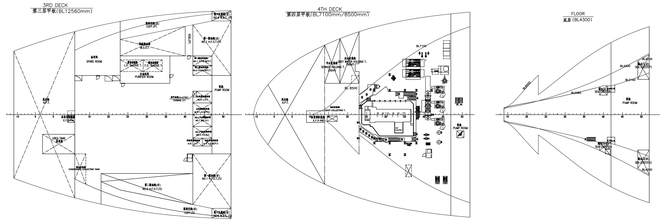

SLOPS(S CARGO) : (density=1 t/m3, Filling Capacity=1)

NAME	DES	FR#S#	FR##A#	VOLM (m3)	WGHT (t)	VCG (m)	LCG (m)	TCG (m)	FSMM (mt)
		#	#	m3	MT	m	m	m	mt
CS1P	NO.1 C.O.T.(P)	94	107	7214.34	7263.14	7263.14	219.602	3.383	10,708
CS1S	NO.1 C.O.T.(S)	94	107	7214.34	7263.14	7263.14	219.602	-3.383	10,708
CS2P	NO.2 C.O.T.(P)	90	94	11249.26	11316.25	11316.25	185.000	19.570	12,328
CS2S	NO.2 C.O.T.(S)	90	94	11249.26	11316.25	11316.25	185.000	-19.570	12,328
CS3P	NO.3 C.O.T.(P)	72	81	11348.07	11465.26	11465.26	134.200	19.530	12,236
CS3S	NO.3 C.O.T.(S)	72	81	11348.07	11465.26	11465.26	134.200	-19.530	12,236
CS4P	NO.4 C.O.T.(P)	53	62	11348.07	11465.26	11465.26	84.900	19.530	12,236
CS4S	NO.4 C.O.T.(S)	53	62	11348.07	11465.26	11465.26	84.900	-19.530	12,236
CS5P	NO.5 C.O.T.(P)	34	43	11348.07	11465.26	11465.26	42.944	19.530	12,236
CS5S	NO.5 C.O.T.(S)	34	43	11348.07	11465.26	11465.26	42.944	-19.530	12,236
CS6P	NO.6 C.O.T.(P)	14	23	11348.07	11465.26	11465.26	0.000	19.530	12,236
CS6S	NO.6 C.O.T.(S)	14	23	11348.07	11465.26	11465.26	0.000	-19.530	12,236
SUBTOTAL				115008.43	116183.53		132.216	-0.009	12,384

Diesel Oil : (density=0.89 t/m3, Filling Capacity=1)

NAME	DES	FR#S#	FR##A#	VOLM (m3)	WGHT (t)	VCG (m)	LCG (m)	TCG (m)	FSMM (mt)
		#	#	m3	MT	m	m	m	mt
MGO1P	N.O.1 DBW.T.	12	40	454.47	484.81	12.58	24.939	13.428	1,722
MGO1SB	N.O.1 DBW.T.	12	40	454.47	484.81	12.58	24.939	-13.428	1,722
SUBTOTAL				714.49	700.20		25.224	15.303	17,264

Fresh Water : (density=1 t/m3, Filling Capacity=1)

NAME	DES	FR#S#	FR##A#	VOLM (m3)	WGHT (t)	VCG (m)	LCG (m)	TCG (m)	FSMM (mt)
		#	#	m3	MT	m	m	m	mt
FWP	F.W.T.(P)	2	13	288.19	282.43	5.413	12.401	10.749	835.9
FWS	F.W.T.(S)	2	13	288.19	282.43	5.413	12.401	-10.749	835.9
FWD	D.B.W.T.	12	40	70.47	69.04	0.600	24.939	0.000	1,722
SUBTOTAL				645.85	633.90		12.401	0.000	2,558

Heavy Fuel Oil : (density=0.95 t/m3, Filling Capacity=1)

NAME	DES	FR#S#	FR##A#	VOLM (m3)	WGHT (t)	VCG (m)	LCG (m)	TCG (m)	FSMM (mt)
		#	#	m3	MT	m	m	m	mt
VLSFO1P	NO.1 V.L.S.F.O.T.(P)	42	52	620.87	621.07	21.414	24.769	16.862	698.2
VLSFO1S	NO.1 V.L.S.F.O.T.(S)	42	52	620.87	621.07	21.414	24.769	-16.862	698.2
VLSFOSBP	NO.2 V.L.S.F.O.SBPT.	42	47	39.75	39.98	38.62	34.950	9.340	15.185
VLSFOSBS	NO.2 V.L.S.F.O.SBPT.	42	47	39.75	39.98	38.62	34.950	-9.340	15.185
VLSFOSTP	NO.2 V.L.S.F.O.STPT.	42	47	39.75	39.98	38.62	34.950	9.340	15.185
VLSFOSTS	NO.2 V.L.S.F.O.STPT.	42	47	39.75	39.98	38.62	34.950	-9.340	15.185
VLSFOSET	V.L.S.F.O.SETT.	42	52	54.00	54.27	21.414	24.769	0.000	1.463
SUBTOTAL				2066.21	2054.38		32.243	-0.718	17,073

Lubricating Oil : (density=0.90 t/m3, Filling Capacity=1)

NAME	DES	FR#S#	FR##A#	VOLM (m3)	WGHT (t)	VCG (m)	LCG (m)	TCG (m)	FSMM (mt)
		#	#	m3	MT	m	m	m	mt
LO1P	L.O.T.(P)	12	40	14.13	13.42	12.58	24.939	16.862	0.000
LO1SBP	L.O.T.SBPT.(P)	42	47	14.13	13.42	38.62	34.950	9.340	0.000
LO1SBS	L.O.T.SBPT.(S)	42	47	14.13	13.42	38.62	34.950	-9.340	0.000
LO2SB	NO.2 L.O.T.SBPT.	42	47	82.31	81.47	21.32	34.950	-16.862	0.000
LO3SB	NO.3 L.O.T.SBPT.	42	47	82.31	81.47	21.32	34.950	16.862	0.000
MELO1P	M/E L.O.S.T.(P)	12	34	29.41	28.82	25.94	21.931	0.010	0.509
MELO1S	M/E L.O.S.T.(S)	12	34	29.41	28.82	25.94	21.931	-0.010	0.509
MELO2P	M/E L.O.SUMP.T.	12	34	29.41	28.82	25.94	21.931	0.010	0.509
SUBTOTAL				232.14	227.50		32.533	-0.746	12.404

MISCELLANEOUS : (density=1 t/m3, Filling Capacity=1)

NAME	DES	FR#S#	FR##A#	VOLM (m3)	WGHT (t)	VCG (m)	LCG (m)	TCG (m)	FSMM (mt)
		#	#	m3	MT	m	m	m	mt
SGO1	REFINED O.T.(P)	52	54	343.43	385.76	20.76	44.932	2.867	17,323
SGO2	REFINED O.T.(S)	52	54	343.43	385.76	20.76	44.932	-2.867	17,323
LWT	L.W.T.	14	52	41.00	41.00	21.49	24.769	0.000	0.000
FOOTP	F.O.OVERFLOW T.	14	40	41.00	41.00	21.49	24.769	0.000	0.000
FOOTM	F.O.OVERFLOW T.	19	42	41.00	41.00	21.49	41.931	0.000	0.000
CFW1	CFW PUMP ROOM T.	12	40	41.00	41.00	21.49	24.939	0.000	0.000
CFW2	CFW PUMP T.	12	40	41.00	41.00	21.49	24.939	0.000	0.000
HDW	HEADER BUSHING T.	18	18	51.40	54.42	30.42	12.269	9.801	1,443
FOSTP	F.O. STORE T.	14	18	51.40	54.42	30.42	12.269	-9.801	1,443
FOSTBP	F.O. STORE T.	14	18	51.40	54.42	30.42	12.269	9.801	1,443
FOSTBS	F.O. STORE T.	14	18	51.40	54.42	30.42	12.269	-9.801	1,443
LOST	L.O.SUMP.T.	24	30	6.33	6.01	0.31	21.947	12.907	0.007
LOSB	L.O.SUMP.T.	24	30	6.33	6.01	0.31	21.947	-12.907	0.007
CBA	CARGO TANK	13	14	184.19	184.19	4.87	12.401	0.000	0.000
SUBTOTAL				865.19	847.88		24.029	2.204	12,498

POCK : (density=1 t/m3, Filling Capacity=1)

NAME	DES	FR#S#	FR##A#	VOLM (m3)	WGHT (t)	VCG (m)	LCG (m)	TCG (m)	FSMM (mt)
		#	#	m3	MT	m	m	m	mt
POCK1P	P/R POCK T.	11	14	1,000.00	1,000.00	23.000	21.947	16.000	0.000
POCK2P	P/R POCK T.	11	14	1,000.00	1,000.00	23.000	21.947	16.000	0.000
POCK3P	P/R POCK T.	11	14	1,000.00	1,000.00	23.000	21.947	16.000	0.000
POCK4P	P/R POCK T.	11	14	1,000.00	1,000.00	23.000	21.947	16.000	0.000
PROB	P/R POCK	42	52	196.83	196.83	27.200	0.000	0.188	2149.9
PROS	P/R POCK	42	52	196.83	196.83	27.200	0.000	-0.188	2149.9
SUBTOTAL				4393.21	4393.10	171.378	-0.368	10.579	

Water Ballast : (density=1.025 t/m3, Filling Capacity=1)

NAME	DES	FR#S#	FR##A#	VOLM (m3)	WGHT (t)	VCG (m)	LCG (m)	TCG (m)	FSMM (mt)
		#	#	m3	MT	m	m	m	mt
FPT	FORE P.T.	1	13	1,021.61	1,047.20	15.000	111.000	0.000	0.000
DBWP	D.B.W.T.(P)	107	111	2,800.00	2,869.50	2.250	218.269	8.500	12,141
DBWS	D.B.W.T.(S)	107	111	2,800.00	2,869.50	2.250	218.269	-8.500	12,141
WB1P	W.B.T.(P)	90	99	3947.53	3936.85	11.717	186.629	15.983	6,943
WB1S	W.B.T.(S)	90	99	3947.53	3936.85	11.717	186.629	-15.983	6,943
WB2P	W.B.T.(P)	72	81	3131.98	3159.69	17.176	134.200	15.983	7,153
WB2S	W.B.T.(S)	72	81	3131.98	3159.69	17.176	134.200	-15.983	7,153
WB3P	W.B.T.(P)	53	62	3131.98	3159.69	17.176	84.900	15.983	7,153
WB3S	W.B.T.(S)	53	62	3131.98	3159.69	17.176	84.900	-15.983	7,153
WB4P	W.B.T.(P)	43	52	3100.01	3069.51	16.976	54.119	15.983	6,348
WB4S	W.B.T.(S)	43	52	3100.01	3069.51	16.976	54.119	-15.983	6,348
WB5P	W.B.T.(P)	14	43	2371.76	2348.04	16.976	0.000	15.983	4,854
WB5S	W.B.T.(S)	14	43	2371.76	2348.04	16.976	0.000	-15.983	4,854
SUBTOTAL				41769.45	41371.75	132.765	0.020	7.530	

EXPLANATION OF THE SYMBOLS

NAME	Name
DES	Short Statement description
FR#S#	Lower Frame (int)
FR##A#	Upper Frame (int)
VOLM	Volume (m3)
WGHT	Net volume
MGWT	Maximum load
VCG	Vertical centre of center of gravity
LCG	longitudinal centre of center of gravity
TCG	transverse centre of center of gravity
FSMM#	Maximum FS of surface

CARGO TANK SEGREGATION	Description	VNET(m3)	98%×VNET(m3)
SEG 1	CO1+CO4+SLOPP	39295.34	38509.43
SEG 2	CO2+CO5+SLOPS	47592.53	46640.66
SEG 3	CO3+CO6	44793.04	43897.18

Bureau Veritas Marine & Offshore Section 39674B
VU
Shanghai, 31-May-2022
[Electronic document]
The plan approval office

BUILDER 承造单位	COSCO SHIPPING HEAVY INDUSTRY (YANGZHOU) CO., LTD. 扬州中远海运重工有限公司			SHIP NAME	GREEN KOMIRE
				IMO NO	9927196
DESIGNER 设计单位	MARINE DESIGN & RESEARCH INSTITUTE OF CHINA 中国船舶及海洋工程设计研究院				
		114,000 DWT PRODUCT AND CRUDE OIL TANKER 114,000 吨型成品油原油船		FINAL DESIGN 定工设计	
		CAPACITY PLAN 舱容图		M10278-050-016	
MARK 版次 / SIGN 标记 / DATE 日期 / 名 称	REV. No. 修改 / 修改事由	SIG. 签字	DATE 年 月 日	REV 版次	WEIGHT(kg) 重量(公斤)	SCALE 比例
DRAWN 制图	俞宁宁			F		1:300
CHK 校对	俞宁宁			AREA 总面积 1,50 m²	TOTAL 总张数 1	PAGE 第 1 页
AUDIT 审核	俞宁宁					
APPR 批准	肖锋国					

比例: 1:50 m²